


SPRINGFIELD CENTRAL HIGH SCHOOL

2017-2018 School Profile

1840 Roosevelt Avenue
Phone 413/787-7085

Springfield MA 01109
Fax 413/750-2317

CEEB Code: 222030 www.springfieldcentral.com



Principal
Thaddeus Tokarz

Counseling Office:
413/787-7453

School Counselors

Students with last names from A-CI

Melinda Balut
balutm@springfieldpublicschools.com

Student names Co-F

Sara Sewell
sewells@springfieldpublicschools.com

Student names G-Le

Indira DeJesus
dejesusi@springfieldpublicschools.com

Student names Li-Ni

Melissa Gall
gallm@springfieldpublicschools.com

Student names No-Roc

Athena Tapases
tapasesa@springfieldpublicschools.com

Student names Rod-St

Laura Stebbins, Chair
stebbinsl@springfieldpublicschools.com

Student names Su-Z

John Szymczyk, Chair
szymczyk@springfieldpublicschools.com

Velada Chaires
Adjustment Counselor
chairesv@springfieldpublicschools.com

COMMUNITY

The city of Springfield has a population of 154,074 and is the second largest school district in the state of Massachusetts. All Springfield Public School students qualify for community eligibility in the Free Lunch Program.

Springfield Public School District:

Our school system is large and diverse, with approximately 26,000 students, about 4,000 employees, and nearly 60 schools.

SCHOOL



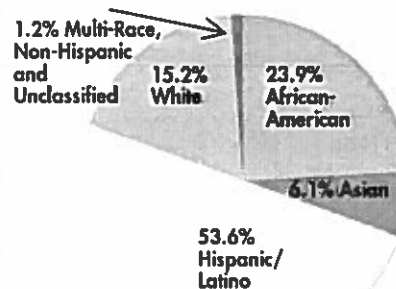
Springfield Central High School (SCHS) is a public, inner-city, four-year college preparatory school for students in grades 9 through 12. The school opened in the fall of 1986 and graduated its first senior class in the spring of 1987. Central High School is a S.T.E.A.A.M. Magnet School for Science, Technology, Engineering, Arts, Advanced Studies, and Mathematics. SCHS is accredited by the New England Association of Schools and Colleges and the Massachusetts Department of Education.

STUDENTS

The student body is culturally diverse at Springfield Central High School.

Seniors: 402
Juniors: 434
Sophomores: 541
Freshmen: 701
TOTAL: 2,078

SCHS Enrollment by Race/Ethnicity



GRADUATION REQUIREMENTS

24.5 Carnegie units of Credit, 16 of which must be academic courses, including:

4 Credits	3 Credits	2 Credits	1 Credit	.5 Credit
English	Science	Foreign Language	Visual or Performing Arts	Health
Mathematics	History	Physical Education		

The purpose of Springfield Central High School is to provide a safe, comprehensive, and inclusive educational experience for the children of our community.

CURRICULUM

The academic program is organized on a rotating schedule.

- Maximum course load for grades 9 – 12: 7 credits per year
- Class Length: 56 minutes
- Number of classes per day: 6
- Seniors have the option to take online courses, courses offered by local colleges, an independent study and/or internship.

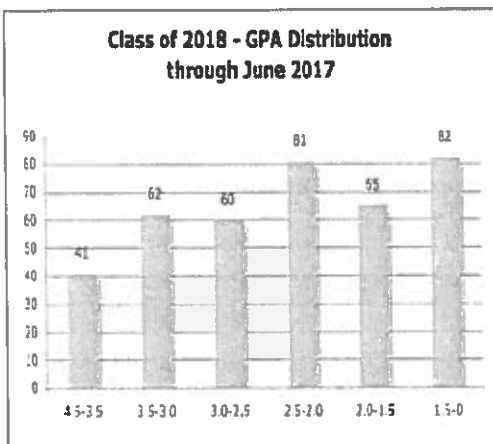
AP Courses Offered:
Biology
Physics
Chemistry
Calculus AB
Calculus BC
English Language
English Literature
United States History
European History
Economics
Studio Art
Music Theory
Statistics
Psychology
Computer Science Principles
Spanish

Pre-AP Courses Offered:
English 9 & 10
Biology
Chemistry
World History
U.S. History I & II

Honors Courses Offered:
English 9-12
French 2-4
Spanish 2-4
World History
U.S. History I & II
Algebra I & II
Geometry
Pre-Calculus
Intro to Physics
Drawing & Painting
AFJROTC 3 & 4
Madrigals
Jazz Band

GRADING & CLASS RANK


G.P.A. and class rank are calculated on a weighted 4.0 scale.



EXTRACURRICULAR

Total Offerings:

Boys – JV and Varsity Athletics	14
Girls – JV and Varsity Athletics	11
Clubs and Activities	50+



**2017 TOTAL:
456
Graduates**

*117 Graduates
qualified for the
John & Abigail
Adams
Scholarships for
their high MCAS
Scores.*

**POST HIGH
SCHOOL
ACTIVITY:
90% of Grads are
college-bound**

**4 Year college:
30% of graduates**

**2 Year college:
59% of graduates**

**Military:
2% of graduates**

**Employment:
8% of graduates**

**Career Institutes:
1% of graduates**

GRADING & CLASS RANK

Class of 2017 – 389 Students took the SAT

Results:

Critical Reading: 459

Math: 457

Mean: 916

Springfield Public Schools participate in the CollegeBoard SAT School Day Initiative and test all eligible seniors.

Spring 2017 ACT Test Takers

Results:

English: 18

Math: 22

Reading: 22

Science: 23

STEM: 26